



LAPAROSCOPY

AESCULAP[®] Endoscopy Units and Accessories

AESCLAP® ENDOSCOPY UNITS



CAMERA SYSTEMS

4 - 5	2D camera platform
6 - 7	2D & 3D camera platform
8 - 9	2D/3D camera accessories

LIGHT SOURCE

10 - 11	LED light source
12 - 13	Light cables and accessories

DOCUMENTATION

14 - 15	Eddy 3D documentation system
16 - 17	Digital color printer

ENDOSCOPES

21 - 22	High resolution endoscopes
23 - 24	Scope trays

MONITORS

19 - 20	2D and 3D Monitors
---------	--------------------

INSUFFLATION

24 - 27	Flow50 Insufflator
26 - 27	Insufflation accessories

SUCTION AND IRRIGATION

28 - 29	Multi Flow
30 - 31	Multi flow tube sets
32 - 33	Multi flow cannulas

ELECTROSURGERY

34 - 37	Caiman®
38 - 39	Nelson® deluxe
40 - 41	Standard electro-surgical unit
42	Accessories

EQUIPMENT CARTS

44 - 45	Equipment carts
46 - 47	Accessories

MOBILE MONITOR STAND AND ZEROWIRE

48	Mobile monitor stand
48	ZeroWire® - Wireless video transmission

POWER CABLES

49	Power cables
----	--------------

SERVICE AND TRAINING

50 - 51	AESULAP® Technical Service - ATS
52 - 53	AESULAP ACADEMY

AESCLAP[®] 2D CAMERA PLATFORM



- CMOS chip technology produces true to life images.
- 4k image visualization in combination with 2D 4K monitor.
- Three different 2D camera heads allow a wide range of applications.
- Optical parfocal zoom lens with 2x magnification for detail magnification.
- Multiple camera functions can be activated via the remote control buttons on the camera head.
- Special modes support the camera settings for the respective indication.
- Progressive scan technology provides a delay-free monitor image.
- The 16:9 aspect ratio expands the field of view and allows earlier recognition of instruments.
- Camera head design supports fatigue-free operation.
- Integrated bus system controls activation / standby function of the LED light source from the sterile area.
- Easy to use locking mechanism for fixing the endoscope in the desired position.



PV480
2D camera platform



PV481
2D CMOS pendulum camera head



PV482
2D CMOS zoom camera head



PV485
2D 3CMOS zoom camera head

Image sensor	1 x 1/3" CMOS
Sensor resolution	Native Full HD (1920 x 1080 pixel)
Scan mode	Progressive Scan (1080p 50/60 signal)
On-screen Display	Yes
Integrated algorithms	Red Enhancement, Smoke Reduction, Image Noise Reduction, De-Vignetting, Dynamic Contrast, Automatic Brightness Adjustment
Video signal output	2 x 3G HD-SDI (1080p) 2 x DVI-D (1080p) 1 x HD-SDI (1080i)
Remote control buttons	4
Remote control functions	8 (7 are freely selectable)
Focal length	14 mm (PV481) 14 to 28 mm (PV482, PV485)
Optical zoom	2.0 x
Digital zoom	1.8 x
Shutter speed	1/60 to 1/60.000 s
Length of camera cable	approx. 3.5 m
Weight camera platform	approx. 7 kg
Dimension camera platform	(w x h x d) 330 x 101 x 353 mm

Weight camera head	(without cable)
PV481	280 g
PV482	294 g
PV485	380 g
Dimension camera head	(w x h x d)
PV481	50 x 38 x 171 mm
PV482	43 x 43 x 188 mm
PV485	46 x 47 x 188 mm
Maximum power consumption CCU	60 W
Applied part Type	CF defibrillation safe
Classification acc. to 93/42/EEC	I

Accessories PV480 (inclusive)	
DVI-D cable	Length 3.0 m (1x)
MIS bus-cable	Length 0.75 m (1x)

Accessories (to be ordered separately)	
See page 49	Power cable
See page 49	Potential equalization cable

AESCULAP® 2D & 3D CAMERA PLATFORM



reddot design award
winner 2017

- Spatial, three-dimensional vision in combination with a future-oriented sterile supply concept for all laparoscopic indications in the fields of general surgery, gynecology, urology and cardiothoracic surgery.
 - Permanent prevention of endoscope fogging due to integrated heating elements in the endoscope tip.
 - Consistently high image quality due to unique sterile supply concept.
 - 4K image visualization in combination with 3D 4K monitor.
 - Permanent availability of 3D camera heads in the OR.
 - Focus-free image.
 - Camera platform design enables the adaptation of 2D or 3D camera heads.
 - All-in-one 3D camera head design with 0° or 30° viewing angle.
 - Box-shaped camera head design enables a proper orientation for the viewing position.
- General advantages of 3D Technology:**
- Simplified intracorporeal suturing.
 - Targeted grasping, exact positioning of needles and precise cutting of finest tissue structures.
 - Spatial vision enables good hand-eye coordination.
 - Shorter learning curve for physicians in training.



PV630
2D & 3D camera platform
EinsteinVision[®]



PV631 3D EV3.0 camera head 0°



PV632 3D EV3.0 camera head 30°

Image sensor	2 x 1/3" CMOS
Sensor resolution	Native Full HD (1920 x 1080 pixel)
Scan mode	Progressive Scan
On-screen Display	Yes
Integrated algorithms	Red Enhancement, Smoke Reduction, Image Noise Reduction, De-Vignetting, Dynamic Contrast, Automatic Brightness Adjustment
Video signal output	2 x 3D via 3G HD-SDI (1080p) 2 x 3D via DVI-D (1080p) 2 x 2D via DVI-D (1080p) 1 x 2D via HD-SDI (1080i)
Remote control buttons	4
Remote control functions	8 (7 are freely selectable)
Focal length	4.6 mm
Depth of field	approx. 20 – 200 mm
Aperture angle at endoscope tip	72°
Endoscope working length (shaft)	approx. 315 mm
Endoscope outer shaft diameter	9.3 mm (10.0 mm including sterile camera drape)
Light cable integrated in camera cable	Yes
Digital zoom	1.8 x








Endoscope tip with anti-fogging function	Integrated electronically controlled heating element
Image rotation	180°
Sterile handling	via single use sterile camera drape
Cable length	approx. 4.1 m
Weight camera platform	approx. 10.2 kg
Dimension camera platform (w x h x d)	330 x 146 x 353 mm
Maximum power consumption CCU	120 W
Applied part Type	CF defibrillation safe
Classification acc. to 93/42/EEC	I (camera platform) IIa (camera heads)









Accessories PV630 (inclusive)	
BNC cable (red)	Length 3.0 m (1x)
BNC cable (green)	Length 3.0 m (1x)
MIS bus cable	Length 0.75 m (1x)

Accessories (to be ordered separately)	
See page 49	Power cable
See page 49	Potential equalization cable

2D/3D CAMERA ACCESSORIES

CONNECTING CABLE AND ACCESSORIES

	Item number	Description
	PV436	DVI-D connecting cable, 2 m
	PV437	DVI-D connecting cable, 3 m
	PV427	SDI/BNC connecting cable, 1 m
	TA014803	BNC-cable (red), 3 m
	TA014804	BNC-cable (green), 3 m
	OP942	MIS-Bus cable, 0.75 m
	PV968	Remote control cable, 2 m, 3.5 mm / 3.5 mm stereo jack plug (for PV480, PV630, PV640)

	Item number	Description
	JG904	Single use sterile camera drape, ring type, pack of 25
	JG910	Single use sterile anti-fog solution, pack of 10
	PV641SU	Single use sterile cover for 0° camera head, pack of 10
	PV642SU	Single use sterile cover for 30° camera head, pack of 10
	PV621	3D polarization glasses, pack of 15
	PV622	3D Anti-fog polarization glasses, pack of 5
	PV623	3D polarization glasses clip
	PV624	3D eye shield polarization glasses kit (1 reusable shield frame and 3 single use 3D eye shields)

AESCLAP® LED LIGHT SOURCE



- LED lamp module has an average lifetime of approx. 30,000 working hours. In comparison to a Xenon light source this means significant cost savings (average lifetime of xenon lamp between 500 and 700 working hours).
- LED technology provides bright light intensity and a lifelike color rendering.
- Built-in light cable measuring device for testing the light transmission of the light cable. This facilitates on-site information about optical quality of light cable.
- Universal light cable adaptor for light cable adaptation of different manufacturers (such as Olympus, Storz, Richard Wolf and others).
- Built-in anti-glare protection (if light cable is not connected to light source).
- Automatic light output control for minimum light exposure in cavity (reducing risk of thermal damage).
- Light intensity can be continuously adjusted via a rotary knob.
- BUS interface allows activation (light source on /standby) via connected 2D/3D Aesculap camera head.



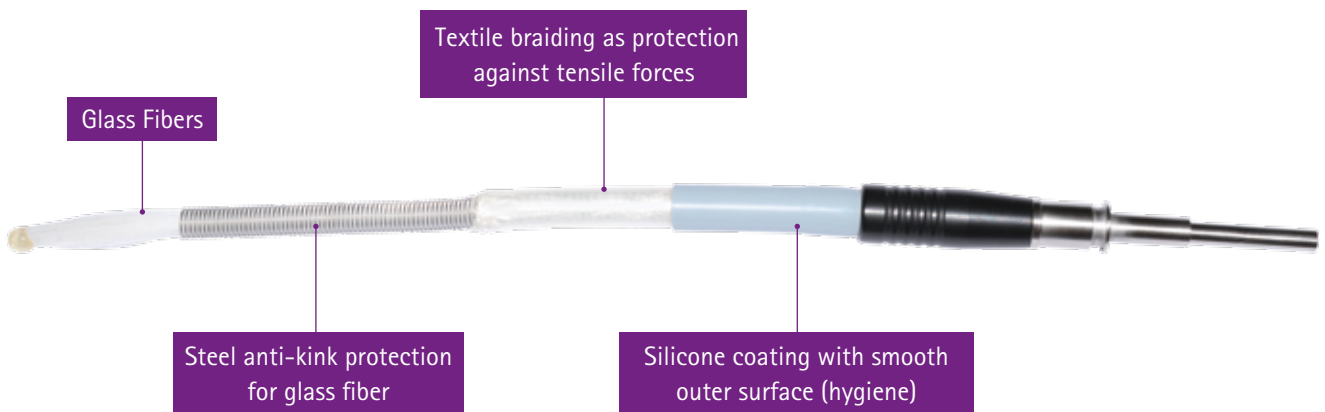
OP950






LED Light Source

System	LED module
Color temperature	5,665 K ($\pm 6.3\%$)
Light flux of LED module	2,510 lumen ($\pm 5,665\%$)
Universal light cable connector	Aesculap/Storz/Olympus/Richard Wolf/etc.
Integrated replacement bulbs	No
Light intensity adjustment	Continuously
Automatic light control	Yes
Light output measuring device	Integrated
Maximum power consumption	240 W
Dimensions (w x h x d)	330 x 146 x 362 mm
Weight	8.5 kg
Applied part Type	CF defibrillation safe
Classification acc. to 93/42/EEC	I
Accessories (to be ordered separately)	
See page 49	Power cable
See page 49	Potential equalization cable
OP941	Light cable adapter (for measuring light transmission of light cables under sterile or non-sterile conditions)
OP942	MIS-Bus cable, 0.75 m

AESCLAP® LIGHT CABLES AND ACCESSORIES

LIGHT SOURCE



Light cable, autoclavable, Ø 4.8 mm		
	OP923	4K / Full HD fiber optic light cable 250 cm length
	OP906	Fiber Optic Light Cable 180 cm length
	OP913	Fiber Optic Light Cable 250 cm length
	OP914	Fiber Optic Light Cable 350 cm length
	OP917	Light cable tester (battery operated, 9V) For testing light transmission output of light cables with Aesculap connector (e. g. Storz, Olympus)

Light cable adapter for light source of other manufacturer:		
	TE683R	Olympus
	TE688R	Olympus-Xenon
	TE684R	Wolf

Light cable adapter for endoscopes of other manufacturer:		
	TE687R	Wolf

AESCULAP® EDDY 3D DOCUMENTATION SYSTEM



- Recording of 2D/3D still images and video sequences in Full HD resolution (1920 x 1080 pixel)
- Post-op data saving to DVD/CD ROM, USB, hard disk or network
- Optional intraoperative data storage to DVD
- Video recording available with pre-recording function
- Networkable (also via WLAN)
- Double layer DVD drive with an 8.5 GB max. storage capacity
- Security backup (recorded data always stored on internal hard disc regardless of whether other storage media are connected or not)
- Integration into almost any existing endoscopy tower
- Easy documentation via camera head, USB mouse, USB keyboard or touch screen monitor
- DICOM 3.0 compatibility (integration with DICOM configuration wizard)
- Search function for displaying existing patient data
- Multiple patient selection to copy data and print images
- Software wizard helps to remove recorded data from internal hard drive
- Eddy image viewing software (compatible with Windows and Apple OS)
- Printable OR report (local color printer/network printer)
- PDF export of OR report
- Encryption of patient data (transport mode)



PV640 2D/3D documentation system "Eddy 3D"

Image and video documentation	2D or 3D
Image resolution	
2D/3D still images	1920 x 1080 pixel (native)
2D/3D video sequences	1920 x 1080 pixel (native)
Data storage	Internal hard disk, CD/DVD, USB, LAN or PACS server
Internal hard disk capacity	1TB
Double Layer Drive	Yes
DVD System	DVD-R/-RW; DVD+R/+RW; DVD-RAM; DVD-RDL/+RDL
Patient data transfer from PACS server	DICOM 3.0 (worklist)
Patient data transfer from KIS System	HL7
2D format for still images	JPEG, Bitmap, PNG
2D format for videos	MPEG-2 and MPEG-4 (AVC/H.264)
3D format for still images	MPO, PNS
3D format for videos	MVC format
Recording format of 2D/3D video data	16:9
Video with pre-recording function	Yes
Signal format for 2D and 3D recording	1080p 50/60
Hard disk delete wizard	Yes
Video inputs	2 x 3G-SDI (3D camera system) 1 x 3G-SDI (2D camera system) 1 x HD-SDI 1 x 3G-SDI (2D monitor)
Video output	1 x Display port (3D monitor) 1 x DVI-D (2D operating monitor)

Others	2 x USB 3.0 (front side) 4 x USB 3.0 (back side) 4 x USB 2.0 (back side) 1 x potential equalization 1 x RJ 45 (Ethernet) 2 x remote (3.5 mm mono jack for 2D and 3D)
Operating system	Windows 8.1 Embedded Industry Pro (64bit)
Maximum power consumption	Maximum power consumption 180 VA
Dimensions (w x h x d)	330 x 146 x 353 mm
Weight	8.1 kg
Standard conformity acc. to EN 60601-1	CF defibrillation safe
Classification acc. to 93/42/EEC	I

Included accessories

PV640240	1 x USB mouse
PV640241	2 x SDI cable (1 m)
PV640242	4 x SDI adapter cable
PV640243	1 x Displayport – DVI cable (3 m)
PV640244	1 x WLAN dongle
PV640245	1 x Ethernet connector
PV968	1 x Remote control cable (2 m)

Accessories (to be ordered separately)

PV643	DICOM 3.0 USB Upgrade Set
See page 49	Power cable
See page 49	Potential equalization cable

AESFULAP[®] DIGITAL COLOR PRINTER

- Medically approved A4 high-end printer
- Printing of still images and OR reports
- Photorealistic print quality
- Can be connected to any existing endoscopy recording device via USB (e.g. Eddy 3D)
- Laminating technology coats each print for long term storage
- Printing in A4 format



PV986

Digital A4 color printer

Interface	USB 2.0
Printing method	Color sublimation thermal printing
Print size A4	287 mm x 202 mm
Effective print pixels A4	3400 x 2392
Color gradation	> 16.7 million colors
Resolution	301 dpi
Printing time	approx. 76 sec.
Maximum power consumption	320 VA
Dimensions (w x h x d)	317 x 207 x 425 mm
Weight	11.5 kg
Classification acc. to 93/42/EEC	I

Accessories (included)	
1 x	USB cable
1 x	Cleaning ribbon
2 x	Paper holder
1 x	CD (with printer driver)

Accessories (to be ordered separately)	
PV987	2 x paper roll for 50 prints each and 2 x ink ribbon
See page 49	Power cables

AESCULAP® HIGH RESOLUTION ENDOSCOPES

SCOPES








- Made from rust-proof stainless steel for problem-free reprocessing
- Fully autoclavable at 134°C
- The external tube is made from a high-strength special alloy which enables a high bending strength
- High-quality fiber optics for luminous illumination
- In-house manufactured glass prisms and lenses for natural color rendition, high contrast and sharpness
- Service-friendly endoscope design

Discipline	Item no.	Description	Storz* connection	Diameter	Working length	Viewing angle
Arthroscopy/ENT	PE182A	Arthroscope		2.7 mm	11 cm	0°
	PE202A	Arthroscope		2.7 mm	11 cm	30°
	PE185A	Arthroscope	Yes	2.7 mm	19 cm	0°
	PE484A	Arthroscope, short		4.0 mm	14 cm	0°
	PE514A	Arthroscope, short		4.0 mm	14 cm	30°
	PE485A	Arthroscope	Yes	4.0 mm	18 cm	0°
	PE505A	Arthroscope	Yes	4.0 mm	18 cm	30°
	PE525A	Arthroscope	Yes	4.0 mm	18 cm	70°
Urology/Gynecology	PE218A	Hysteroscope	Yes	2.9 mm	30 cm	30°
	PE522A	Cystoscope	Yes	4.0 mm	30 cm	0°
	PE528A	Cystoscope/Hysteroscope	Yes	4.0 mm	30 cm	12°
	PE508A	Cystoscope/Hysteroscope	Yes	4.0 mm	30 cm	30°
	PE530A	Hysteroscope	Yes	4.0 mm	30 cm	70°
Laparoscopy	PE590A	Laparoscope		5.0 mm	31 cm	0°
	PE610A	Laparoscope		5.0 mm	31 cm	30°
	PE889A	Laparoscope		10.0 mm	33 cm	0°
	PE909A	Laparoscope		10.0 mm	33 cm	30°
	PE969A	Laparoscope		10.0 mm	33 cm	45°
	PE898A	Operating Laparoscope		10.0 mm	28 cm	0°
Neurosurgery	PE184A	MINOP Trend Neuroscope		2.7 mm	18 cm	0°
	PE204A	MINOP Trend Neuroscope		2.7 mm	18 cm	30°
	PE206A	MINOP Trend Neuroscope		2.7 mm	18 cm	70°
	PE487A	MINOP Trend Neuroscope		4.0 mm	19.5 cm	0°
	PE507A	MINOP Trend Neuroscope		4.0 mm	19.5 cm	30°
	PE486A	Neuroscope		4.0 mm	16 cm	0°
	PE506A	Neuroscope		4.0 mm	16 cm	30°
	PE526A	Neuroscope		4.0 mm	16 cm	70°

AESFULAP[®] SCOPE TRAYS



- Silicone shock absorbers help to protect the endoscopes from glass breakage
- Quick lock system for easy opening and closing
- Large perforations for great washing results
- High stability at low weight
- Made from rust-proof stainless steel
- Smooth surface

	Item number	Description
	JF431R	Scope tray for one endoscope with shaft length < 340 mm dimensions: 454 x 84 x 41 mm
	JF432R	Scope tray for two endoscopes with shaft length < 340 mm dimensions: 454 x 104 x 41 mm
	JF433R	Scope tray for 2 endoscopes with shaft length < 340 mm with additional silicone shock absorber dimensions: 454 x 104 x 41 mm
	JF434R	Scope tray for hysteroscope with shaft diameter < 4.0 mm dimensions: 454 x 104 x 41 mm
	JF436R	Scope tray for one endoscope with shaft diameter 2.7 – 4.0 mm / shaft length 140 – 200 mm dimensions: 273 x 84 x 41 mm



For more information please
see in our brochure
C26502 Optic Containers

AESCULAP® 2D AND 3D MONITORS



Replaced by PV648

Availability expected in 3rd quarter 2019

	PV644 31" 4K UHD 3D monitor	PV646 32" Full HD 3D monitor	PV648 32" Full HD 3D monitor
Medically approved monitor	x	x	x
Panel quality/ - type	TFT LCD (IPS)	LCD (IPS)	LCD (IPS)
Viewable diagonal (inches)	31	32	32
LED backlight	x	x	x
Anti-reflective panel	x	x	x
Max. brightness (cd/m ²)	435	400	650
Monitor resolution (H x V)	4096 x 2160	1920 x 1080	1920 x 1080
Viewing angle (horizontal /vertical)	178°	178°	178°
Contrast ratio	1450:1	1200:1	1400:1
Aspect ratio	17:9	16:9	16:9
Video signal input	5x BNC (3G/HD/SD-SDI); 1x HDMI; 1x DVI-D	2x 3G-SDI; 1x S-Video; 1x Video; 2x DVI; 1x RGB	2x 3G-SDI; 1x S-Video; 1x Video; 2x DVI; 1x RGB
Video signal output	5x BNC (3G/HD/SD-SDI); 1x DVI-D	2x 3G-SDI; 1x DVI; 1x S- Video; 1x Video; 1x RGB	2x 3G-SDI; 1x DVI; 1x S- Video; 1x Video; 1x RGB
4K upscaler	x		
2D/3D switching button	x	x	x
Wider Color Gamut (complies with BT. 2020)	x		
Picture-in-Picture function (PiP)	x	x	x
Picture-out-Picture function (PoP)	x	x	x
Power-Save mode	x	x	x
Multilingual user menu	x	x	x
Key lock (on/off)	x	x	x
VESA mounting (mm)	100 x 100, 100 x 200	200 x 200	100 x 100, 200 x 200
Max. power consumption (W)	180	88	97
Dimensions in mm (w x h x d)	754 x 456 x 69	776 x 473 x 114	760 x 463 x 96
Weight (kg)	11.8	14.3	10.2
Dim. ext. power supply in mm (wxhxd)	245 x 58 x 150	64 x 37 x 160	64 x 37 x 160
Weight external power supply (kg)	1.38	0.7	0.7
Classification acc. to directive 93/42/EEC	I	I	I
Accessories (inclusive)	DVI to HDMI cable USB cable; 3D eye shield kit External power supply 24V	3D anti-fog glasses (3 pcs.) Cable connection cover External power supply 24V	3D anti-fog glasses (3 pcs.) Cable connection cover External power supply 24V
Accessories (to be ordered separately)	PV647 Monitor stand PV646203 Monitor protecting cover See page 49 power cable and potential equalization cable	PV647 Monitor stand PV837 Adapter VESA200 PV646203 Monitor protecting cover See page 49 power cable and potential equalization cable	PV647 Monitor stand PV646203 Monitor protecting cover See page 49 power cable and potential equalization cable



PV628 31" 4K UHD 2D monitor	PV638 27" Full HD 2D monitor	PV904 21.5" Full HD 2D Touch monitor
x	x	x
LCD (IPS)	TFT (IPS)	TFT LCD (IPS) Touch
31	27	21
x	x	x
x	x	x
350	900	250
3840 x 2160	1920 x 1080	1920 x 1080
178°	178°	178°
1500:1	1000:1	1000:1
16:9	16:9	16:9
4x BNC (3G-SDI); 1x Display-Port; 2x DVI-D (with HDCP)	1x Fiber Optic; 1x DVI-I; 1x DVI-D; 2x 3G SDI; 1x VGA	HDMI
4x BNC (3G-SDI)	1x DVI-I; 1x DVI-D;	Display Port
1x DVI-D	2x 3G SDI	-
x		
x		
	x	
x		
x	x	
x	x	x
	x	
100 x 100, 200 x 200	100 x 100	100 x 100
146	70	48
760 x 444 x 87	678 x 445 x 84	537 x 329 x 59
11.2	8.9	5.5
89 x 37 x 218	64 x 46 x 209	60 x 34 x 133
1.0	0.7	0.4
I	I	I
External power supply 48V	External power supply 24V	DVI to HDMI cable USB cable External power supply 24V
PV647 Monitor stand PV646203 Monitor protecting cover See page 49 power cable and potential equalization cable	PV647 Monitor stand PV638203 Monitor protecting cover See page 49 power cable and potential equalization cable	PV908 Monitor stand See page 49 power cable and potential equalization cable

AESCU LAP[®] FLOW50 INSUFFLATOR



- Various indication modes: Visceral surgery, bariatric surgery, pediatrics, endoscopically assisted cardiac surgery and endoscopic vein removal
- With integrated gas heating
- Exchangeable smoke evacuation filter cassette
- Pediatric indication flow increments (0.1 l until 20 l)
- Automatic overpressure gas release
- Pressure preselection in mmHg
- Pre-settable flowrate
- Universal US gas connector for bottle and central gas supply
- Display of gas consumption in liter
- Gas supply monitoring by symbols and acoustic signal
- Information line for error reporting in the menu display



PG150

Flow 50 - Insufflator with smoke evacuation

Gas type	Medical CO ₂
Max gas flow	50 l/min.
Set pressure	1 - 30 mmHg
Max. suction rate	6 l/min or 12 l/min
Smoke evacuation	Activation via footswitch, timer 1 - 30 min or unlimited
Indications	Standard, Bariatric, Pediatric, Cardio
Supports gas heating	Yes
User interface	17 languages
Central information display	Touch screen
Inlet pressure range	2.7 - 80 bar
Gas supply monitoring	5 levels
Dimensions (w x h x d)	330 x 200 x 400 mm
Weight	12 kg
Max. power consumption	120 VA
Applied part Type	CF
Classification acc. to 93/42/EEC	Ila















Accessories (to be ordered separately)














See page 49	Power cable
See page 49	Potential equalization cable

AESCLAP[®] FLOW50 INSUFFLATOR

ACCESSORIES (TO BE ORDERED SEPARATELY)

INSUFFLATION

	Item number	Description
	PG003	VERESS insufflation needle, length 100 mm, Ø 2.1 mm
	PG008	VERESS insufflation needle, length 120 mm, Ø 2.1 mm
	PG011	VERESS insufflation needle, length 150 mm, Ø 2.1 mm
	EJ995	Single use VERESS insufflation needle, length 120 mm, pack of 20
	EJ996	Single use VERESS insufflation needle, length 150 mm, pack of 20
	PG056	Hose for CO ₂ gas bottle supply DIN/US 1.5 m
	PG057	Hose for CO ₂ gas bottle supply ISO/US 1.5 m
	PG058	Hose for CO ₂ gas bottle supply PIN/US 1.5 m
	PG061	Hose for CO ₂ central gas supply DIN/US 3.0 m
	PG090	Angled CO ₂ gas connector for FLOW50 Insufflator
	PG091	Hose for CO ₂ central gas supply DIN/US 5.0 m
	PG092	Hose for CO ₂ central gas supply NF/US 5.0 m
	PG093	Hose for CO ₂ central gas supply UNI/US 5.0 m
	PG094	Hose for CO ₂ central gas supply AGA/US 5.0 m

	Item number	Description
	PG065	Hose for CO ₂ central gas supply DISS/DISS 3.0 m
	PG066	DISS Adapter for central gas supply
	PG067	NIST Adapter for central gas supply
	PG012	Single use tube set incl. CO ₂ Filter, sterile length 3 m, pack of 10
	PG014	Tube set for insufflation, length 3 m
	PG014200	ISO connector for PG014, 22 mm
	PG019	Single use CO ₂ Filter, pack of 25
	PG068	Switch valve for gas bottles
	PG082	Insufflation tube with gas warming, 3 m
	PG097	Heating tube set for insufflation length, 3 m (100 x autoclavable)
	PG096SU	Single use heating tube set for insufflation length, 3 m, pack of 10
	PG106	Smoke evacuation filter cassette, pack of 30
	PG107SU	Single use tube set for smoke evacuation, length 3 m, pack of 10

AESCLAP® MULTI FLOW



Multi-functional

- Four indications covered by one device
- Individual irrigation and suction performance

Comfortable


- Transponder technology
- Intelligent irrigation bag monitoring system
- Hygienic disposable tube sets

Very easy to operate





- Large colour display
- Touch-screen operated
- Comprehensive tube portfolio
- Single hand tube fitting



PG130	Multi Flow Pump (irrigation pump)	PG145	Multi Flow Pump Plus (irrigation and suction pump)
Max. flow rate/pressure			
Laparoscopy		3.5 l/min	
Arthroscopy		2.5 l/min / 15-200 mmHg	
Hysteroscopy		0.5 l/min / 15-150 mmHg	
Urology		0.5 l/min / 15-90 mmHg	
Negative suction pressure		700 mbar vacuum pump (PG145 only)	
Max. suction rate		4.0 l/min	
Dimensions (w x h x d)		305 x 183 x 305 mm	
Weight		8.2 kg	
Max. Power Consumption		90 VA	
Protection level		Typ BF acc. to EN 60601-1	
Classification acc. to directive 93/42/EWG		II b	
Accessories (to be ordered separately)			
See page 49		Power cable	
See page 49		Potential equalization cable	

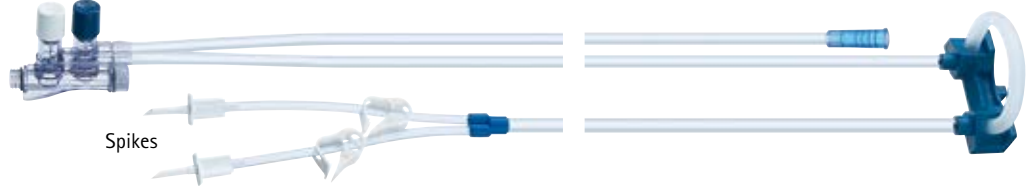
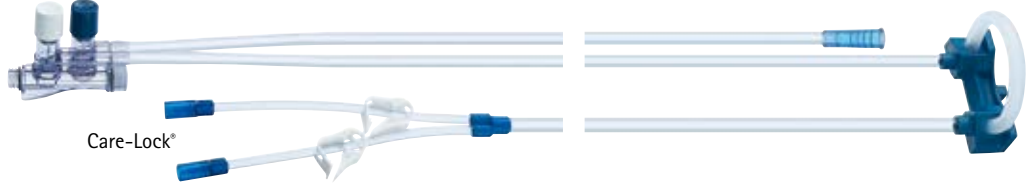



	Item no.	Description	LAP	ARTHRO	HYS	URO
 Package with one piece	PG140	LAP Transponder*	●			
	PG141	ARTHRO Transponder*		●		
	PG142	HYS Transponder*			●	
	PG143	URO Transponder*				●

* Every transponder is supplied with three PG132SU tubes





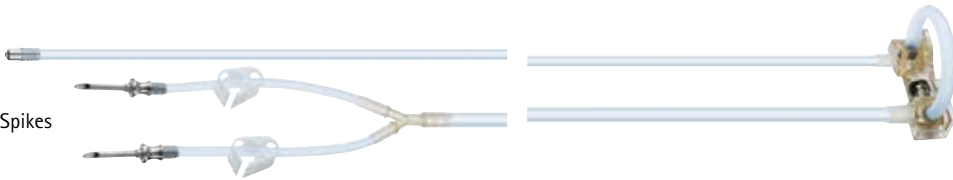





	Item no.	Description	LAP	ARTHRO	HYS	URO
	PG124	Foot control "WASH"		●		
	PG125	Wireless remote control	●	●	●	●
	PG126SU	Single use cover for remote control, pack of 10	●	●	●	●
	PG144	Difference-in-volume scale, max. load: 7 kg			●	

AESCLAP[®] MULTI FLOW TUBE SETS





SINGLE USE

Item number	Description	Length	LAP	ARTHRO	HYS	URO
	Suction/irrigation tubing with transponder. With suction/irrigation trumpet valve handle. Without probe, with multi-adapter suction connector, pack of 10	450 cm	●			
PG122SU	 Spikes					
PG123SU	 Care-Lock [®]					
	Irrigation tubing with transponder, pack of 10	450 cm	●	●	●	●
PG132SU	 Spikes					
PG133SU	 Care-Lock [®]					
	Y-tubing pack of 10	300 cm		●	●	●
PG138SU						

REUSABLE

Item number	Description	Length	LAP	ARTHRO	HYS	URO
PG131	Irrigation tubing with transponder pack of 1	450 cm				
						
PG139	Vacuum suction tube, with hydrophobic filter, with multi-adapter suction connector, for PG145 only, pack of 10	200 cm				
						






ARTHRO DAY TUBING

Item number	Description	Length
PG134SU	Irrigation day tubing set with transponder, pack of 10 + 1	450 cm
		
PG135SU	Care-Lock®	
		
PG136	Irrigation day tubing set with transponder. Suitable for up to 10 uses within 24 hours.	165 cm
		
PG137	Care-Lock®	
		



AESCULAP® MULTI FLOW CANNULAS

SINGLE USE




SUCTION AND IRRIGATION

Item number	Description	Diameter	Length
PG032SU (L type)	Monopolar suction-irrigation cannula pack of 10	5 mm	340 mm
	 <p>Cut-/Coag-Function</p>  <p>Suction-/Irrigation-Function</p>		
PG033SU (Spatula type)	Monopolar suction-irrigation cannula pack of 10	5 mm	340 mm
	 <p>Coag-Function</p>  <p>Suction-/Irrigation-Function</p>		
PG035SU (Coag type)	Monopolar suction-irrigation cannula pack of 10	5 mm	340 mm
			

SINGLE USE

Item number	Description	Diameter	Length
PG042SU	Suction-irrigation cannula, pack of 10	5 mm	330 mm
			
PG043SU	Suction-irrigation cannula, pack of 10	5 mm	450 mm
			

REUSABLE

Item number	Description	Diameter	Length
PG041R	Suction-irrigation cannula	3.5 mm	310 mm
			
PG038R	Suction-irrigation cannula	5 mm	330 mm
			
PG039R	Suction-irrigation cannula	10 mm	330 mm
			

AESCULAP® Caiman®



Advanced Bipolar Seal and Cut Technology

Caiman® is intended to be used as a multipurpose vessel sealing instrument in laparoscopic and open surgery within the surgical fields of general surgery, gynecology, urology and thoracic surgery.



GN200

High frequency surgical device

Mains voltage ranges (Current intake)	100V~–240 V~ (6.7 A–2.8 A)
Frequency	50–60 Hz
Protection class (acc. to IEC / DIN EN 60601-1)	I
Foot switch circuit	ignition-safe acc. to IEC/DIN EN 60601, approved for use in "medical environment"
Output power	2 x 150 W on 50 Ohm
Device protection	T8 AH/250 V
Time-Current characteristic	T (Time lag)
Breaking capacity	H (1 500 A)
Construction	5 mm x 20 mm
HF operating frequency	460 kHz \pm 1 %, Quasi-Sinus
Operating mode	Int 10 s/30 s
Weight	8.1 kg
Dimensions (w x h x d)	355 x 100 x 400 mm
Application part type acc. to IEC/DIN 60601-1	CF
Recovery time of the defibrillation-protected output	0 seconds
CISPR11	Class A
EMC	IEC/DIN EN 60601-1-2
Conforming to standard	IEC/DIN EN 60601-1 IEC/DIN EN 60601-2-2
Classification acc. to Directive 93/42/EEC	IIb



Accessories (to be ordered separately)



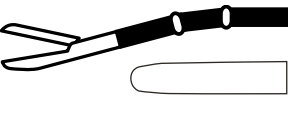
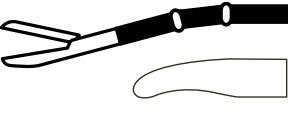
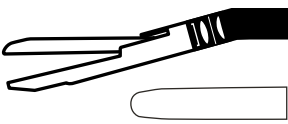
See page 49	Power cable
See page 49	Potential equalization cable
GN330	Unit cart with sliding handle for electrosurgical units, w x h x d: 520 x 900 x 570 mm
PV951R	Wire basket w x h x d: 370 x 225 x 285 mm
GN201	Single pedal foot switch for GN200



ADVANCED BIPOLAR AND CUT TECHNOLOGY

- **One seal confidence**
State of the art vessel sealing with only one energy activation
- **Uniform tissue compression**
Leads to consistent sealing quality from distal to proximal tip
- **Tip first closure**
Retains tissues within the jaws for improved compression
- **Tissue Dissection**
Fine curved Maryland jaw design allows increased dissection performance and enhanced tip visualization
- **Long jaw tip**
Enlarged vessel sealing length and improved surgical efficiency
- **80 degree articulation jaw**
Allows simplified navigation in challenging anatomy
- **Caiman® instruments**
seal vessels up to 7 mm in diameter and feature an average thermal spread of less than 1 mm.*
Effectively seals with virtually no adhesion or charring.
- **80° Articulating jaw**
The Caiman® line are the first RF tissue and vessel sealing instruments with an articulating jaw - providing a more flexible, agile device for surgical procedures.
- **Strong uniform compression**
within the jaw is key to creating a confident seal. Compression force in other devices may decline from proximal to distal end influencing the sealing quality.*

*Data on file at Aesculap AG.

GN200	Item number	Shaft diameter	Working length	Pcs. per pack
	Caiman® 5, NON ARTICULATING JAW			
	PL718SU* / PL738SU**	5 mm	24 cm	6
	PL720SU* / PL740SU**	5 mm	36 cm	6
	PL722SU* / PL742SU**	5 mm	44 cm	6
	Caiman® 5, NON ARTICULATING MARYLAND JAW			
	PL754SU* / PL774SU**	5 mm	12.5 cm	6
	PL755SU* / PL775SU**	5 mm	17 cm	6
	PL750SU* / PL770SU**	5 mm	36 cm	6
	PL752SU* / PL772SU**	5 mm	44 cm	6
	Caiman® 5, ARTICULATING JAW			
	PL719SU* / PL739SU**	5 mm	24 cm	6
	PL721SU* / PL741SU**	5 mm	36 cm	6
	PL723SU* / PL743SU**	5 mm	44 cm	6
	Caiman® 5, ARTICULATING MARYLAND JAW			
	PL751SU* / PL771SU**	5 mm	36 cm	6
	PL753SU* / PL773SU**	5 mm	44 cm	6
	Caiman® 12, ARTICULATING JAW			
	PL730SU	12 mm	24 cm	3
	PL731SU	12 mm	44 cm	3

* Ordering number for the following countries: CN, KR, BR, JP, RU, BO, CO, MY, SG, AR, EC, TW

** Ordering number for the following countries: UK, DE, FR, ES, PL, IT, SE, CZ, NL, BE, LU, PT, AT, CH, BA, DK, FI, IE, SK, NO, TR, HU, RO, BG, CY, SI, GR, KZ, US, ID, PH, AU, NZ, HK, MX, PE, AZ, CL, JO, KW, LY, NC, IN, VN

AESCLAP[®] ELECTROSURGERY



GN640









Nelson[®] deluxe ElectroSurgical Unit

Nelson[®] deluxe electroSurgical unit, monopolar/bipolar without power cord and accessories

Voltage range		100-240 V \pm 10 %
Mains frequency		50 - 60 Hz
Max. power consumption		418 W
HF output monopolar	Microcut 1 + 2	300 W at 500 Ohm
	Powercut 1	300 W at 500 Ohm
	Powercut 2	250 W at 500 Ohm
	Powercut 3	200 W at 500 Ohm
	Powercut 4	200 W at 500 Ohm
	SEALCUT	150 W at 500 Ohm
	SoftCoag	100 W at 150 Ohm
	ContactCoag	100 W at 300 Ohm
	ForcedCoag	120 W at 500 Ohm
	SprayCoag	120 W at 1000 Ohm
HF output bipolar	Bicut 1	100 W at 600 Ohm
	Bicut 2	100 W at 100 Ohm
	Coag	100 W at 100 Ohm
Output frequency		447 kHz
Weight		8.6 kg
Dimensions (w x h x d)		305 x 175 x 305 mm
Safety Class acc. to EN 60601-1		I
Classification acc. to directive 93/42/EEC		IIb
Protection level acc. to EN 60601-1		CF
EMV		EN 60601-1-2
Tested acc. to norm		EN 60601-1
		EN 60601-2-2

Accessories (to be ordered separately)

See page 49	Power cable
See page 49	Potential equalization cable

Accessories (to be ordered separately)	Item no.	Description
	GN325	Vario double foot switch, explosion-proof, cable 4 m
	GN230	Electrode handle with double push buttons, cable 4.5 m
	GN174R	Electrode Set, containing 12 different electrodes diam. 4 mm, rack and holder
	GN205	Cable for electrode handle, 5 m
	GK107	Disposable split neutral electrode for children and adults, 110 cm ² , pack of 50
	GN245	Cable for disposable neutral electrodes, 5 m
	GN130	Bipolar cable with tab connector, 4 m
	GN202	Monopolar cable, 4 mm socket, 3.5 m

AESCU LAP[®] GN300 ELECTROSURGICAL UNIT*



GN300*

Electrosurgical unit, monopolar and bipolar without mains cord and accessories









* Product is not available in EU markets (CE Markets): Belgium, Bulgaria, Denmark, Germany, Estonia, Finland, France, Greece, Great Britain, Northern Ireland, Ireland, Italy, Croatia, Latvia, Lithuania, Luxembourg, Malta, Netherlands, Austria, Poland, Portugal, Romania, Sweden, Switzerland, Slovakia, Slovenia, Spain, Czech Republic, Hungary, Cyprus, Iceland, Liechtenstein, Norway.

Electrosurgical Unit

Voltage range		100 - 120 V 220 - 240 V
Mains frequency		50 - 60 Hz
Max. power consumption		550 W
HF output monopolar	CUT 1 (PURE)	300 W at 500 Ohm
	CUT 2 (Modulated 1)	200 W at 500 Ohm
	CUT 3 (Modulated 2)	150 W at 500 Ohm
	CUT 4 (Modulated 3)	100 W at 550 Ohm
	CONTACT COAG	120 W at 500 Ohm
	SPRAY COAG	80 W at 1000 Ohm
HF output bipolar	CUT	80 W at 1000 Ohm
	COAG	80 W at 100 Ohm
Output frequency		447 kHz
Weight		9.3 kg
Dimensions (w x h x d)		305 x 155 x 305 mm
Safety Class acc. to EN 60601-1		I
Classification acc. to directive 93/42/EEC		IIb
Protection level acc. to EN 60601-1		CF
EMV		EN 60601-1-2
Tested acc. to norm		EN 601-1 EN 601-2-2

Accessories (to be ordered separately)

See page 49	Power cable
See page 49	Potential equalization cable


Accessories (to be ordered separately)	Item no.	Description
	GN324	Vario double foot switch, explosion-proof, cable 4 m
	GN230	Electrode handle with double push buttons, cable 4.5 m
	GN235	Electrode handle without finger push buttons, cable 4.5 m
	GN174R	Electrode Set, containing 12 different electrodes diam. 4 mm, rack and holder
	GK107	Disposable split neutral electrode for children and adults, 110 cm ² , pack of 50
	GN245	Cable for disposable neutral electrodes, 5 m
	GN130	Bipolar cable with tab connector, 4 m
	GN202	Monopolar cable, 4 mm socket, 3.5 m

* Product is not available in EU markets (CE Markets):



Belgium, Bulgaria, Denmark, Germany, Estonia, Finland, France, Greece, Great Britain, Northern Ireland, Ireland, Italy, Croatia, Latvia, Lithuania, Luxembourg, Malta, Netherlands, Austria, Poland, Portugal, Romania, Sweden, Switzerland, Slovakia, Slovenia, Spain, Czech Republic, Hungary, Cyprus, Iceland, Liechtenstein, Norway.

Our goal is to offer a **tailor-made system solution for your need**. For this reason we offer a large selection of disposable products in addition to our reusable instruments.

For further information about AESCULAP® HF accessories, please ask for our special brochure C30481.



AESCLAP® ELECTROSURGICAL ACCESSORIES

Foot switch and Accessories (to be ordered separately)	Item number	Description
	GN325	Vario double foot switch, explosion-proof, cable 4 m
	GN327	Transport bracket, only



AESCULAP® EQUIPMENT CARTS



- Available in narrow and wide equipment cart versions
- Modular construction
- Interdisciplinary use
- Drawer with lock
- Four shelves, three of them are height-adjustable and one shelf with corner push handles on the front
- Four anti-static twin castors with wall guards, all lockable (diameter 125 mm)
- Integrated cable channels in the columns
- Double upper and lower lockable rear wall with two power strips each with six cold-device plugs
- Upper rear wall with integrated cable outlet on each side
- Base socket for isolating transformer
- Lateral main switch
- Isolating transformers as safety features
- Wide range of accessories

PV800	Equipment cart (narrow)
Dimensions (w x h x d)	703 x 1506 x 663 mm
Utility space tableau (w x d)	450 x 485 mm
Weight (unloaded)	64 kg
Voltage	Without isolating transformer: <ul style="list-style-type: none"> ▪ 100 V AC to 240 V AC With isolating transformer PV828: <ul style="list-style-type: none"> ▪ 2200 VA (230 V) AC With isolating transformer PV828U: <ul style="list-style-type: none"> ▪ 1800 VA (120 V) AC
Isolating transformer	Optional
Classification acc. to directive 93/42/EEC	I
Maximum permissible total load	210 kg
POAG Connections	8 equipotential bonding conductor connections



PV810	Equipment cart (wide)
Dimensions (w x h x d)	942 x 1506 x 663 mm
Utility space tableau (w x d)	690 x 485 mm
Weight (unloaded)	83 kg
Voltage	Without isolating transformer: <ul style="list-style-type: none"> ▪ 100 V AC to 240 V AC With isolating transformer PV828: <ul style="list-style-type: none"> ▪ 2200 VA (230 V) AC With isolating transformer PV828U: <ul style="list-style-type: none"> ▪ 1800 VA (120 V) AC
Isolating transformer	Optional
Classification acc. to directive 93/42/EEC	I
Maximum permissible total load	210 kg
POAG Connections	12 equipotential bonding conductor connections



GN330	Unit Cart with sliding handle
Dimensions (w x h x d)	520 x 900 x 570 mm
Accessories (to be ordered separately)	
PV951R	Wire basket; Dimensions (w x h x d) 370 x 225 x 285 mm

AESCALAP® EQUIPMENT CART ACCESSORIES

ACCESSORIES (to be ordered separately)



PV821
Standard rail



PV824
Clamp for standard rail



PV822
CO₂ cylinder holder



PV823
Infusion bottle holder



PV826
Camera holding device
for 2D camera head



PV636
EV3.0 camera head holder



PV827
Foot switch holder




PV825
Wire basket for accessories
300 x 300 x 200 mm




PV830
Lifting handle




PV839
Cable clamp for fixation of
camera cables



PV836
Additional lateral plate
330 x 330 mm



PV801
Shelf narrow with screws
for PV800




PV811
Shelf wide with screws for
PV810



PV838
Twin caster kit with cable roll-
over protection

PV806
Protective cover for PV800

PV816
Protective cover for PV810



PV802
Shelf extendible with lateral
pullout for PV800



PV812
Shelf extendible with lateral
pullout for PV810

PV805
Adapter plate for PV800 to
ceiling supply unit

PV815
Adapter plate for PV810 to
ceiling supply unit



PV819
Hook and loop fastener set

PV800222
Central back panel for PV800

PV810221
Central back panel for PV810

PV800219
Lateral handle for column

PV800229
Equipotential bonding pin



TA011388
Cable wrap

MONITOR ARMS AND ACCESSORIES



PV803
Crossbar narrow for central
monitor arms



PV813
Crossbar wide for central
monitor arms



PV831
Height-adjustable central
monitor arm,
load range 13-19 kg



PV832
Height-adjustable central
monitor arm,
load range 7-12 kg



PV804
Extension for central monitor
arm PV831/PV832



PV834
Lateral height-adjustable
monitor arm with extension,
load range 5-8.5 kg



PV835
Lateral double joint arm for
additional monitor,
load range 1-18 kg



PV837
Adapterplate for PV646

GK535
Potential equalization cable
4 m

POWER SUPPLY AND ACCESSORIES



PV829
Power distributor with
counterweightplate



PV829U
Power distributor with
counterweight for Japan/USA



PV828
Isolating transformer 2200 VA,
230 V with ISO guard



PV828U
Isolating transformer 1800 VA,
100-120 V with ISO guard

CABLES

PV790	Mains cord orange Euro-Plug Type E/F
PV791	Mains cord orange Type K
PV792	Mains cord orange Type G
PV793	Mains cord orange Type L
PV794	Mains cord orange Type 23
PV795	Mains cord orange Type A
PV796	Mains cord black Type B
PV797	Mains cord orange Type I
TA008205	Potential equalization cable, 0.8 m
GK534	Potential equalization cable 1.5 m
GK537	Potential equalization cable 5 m
TE676	Extension cord 1 m
TE636	Extension cord 2.5 m

OTHERS

TA015055	Plastic groove coverage, 1300 mm
TA015056	Screws and spring nuts set for PV800/PV810
TA015057	Touch-Up pens RAL 5003 and RAL 7040

AESCULAP® EQUIPMENT CARTS



PV818	Mobile Monitor stand
-------	----------------------

- Mobile stand for 2D/3D monitors (max. load of 16 kg)
- Four conductive, antistatic, double swivel castors with parking brake, diameter 100 mm
- Mechanically height-adjustable (500 mm)
- Counterweight plate under chassis
- Wire basket on the backside
- Utility space shelf, max. 2 kg load capacity
- Front and rear push handle
- Holding device for two monitor power supplies
- Fixing clamps for connecting cable
- Cable wrap for winding up the power cable
- Dimensions (w x h x d) 530 x 2002 x 610 mm

Accessories (to be ordered separately)	
--	--

See page 49	Power cable
See page 49	Potential equalization cable










ZeroWire® – Wireless video transmission

- Medical-Grade HD-Video Wireless System
- Wireless 3D and 2D video transmission
- Compatible with multiple monitors (2D, 3D, 27", 31", 32")
- Auto-tracking video signal function
- User-feedback with on-screen messages
- Transmitter (Tx) Video Input DVI-D, 3G-SDI
- Receiver (Rx) Video Input DV-D



Item number	Description
PV845	ZeroWire® G2 transmitter
PV846	ZeroWire® G2 receiver
PV843	Accessory kit for 26"/27" monitors including 4 M4 x16 mm screws
PV849	Accessory kit for 31"/32" monitors including 4 M4 x 16 mm screws
PV847	3D / 4K / 2D Switch
PV848	Power supply for PV845, PV846
PV969	Video signal cable HDMI to DVI, 3 m
PV979	Video signal cable HDMI to DVI, 2 m

POWER CABLES

	Item number	Description
	TE780	Mains cord (Euro Plug), 1.5 m
	TE730	Mains cord (Euro Plug), 5.0 m
	TE676	Extension cord 1 m
	TE736	Extension cord 2.5 m
	PV790 PV791 PV792 PV793	Mains cord orange Type E/F (Euro plug), 5 m Mains cord orange Type K, 5 m Mains cord orange Type G, 5 m Mains cord orange Type 23, 5 m
	TA008205	Potential equalization cable, 0.8 m
	GK534	Potential equalization cable, 1.5 m
	GK535	Potential equalization cable, 4 m
	GK537	Potential equalization cable, 5 m

AESCULAP® TECHNICAL SERVICE - ATS

OUR COMMITMENT

Those who bear large responsibility deserve reliable and fully functional surgical equipment at all times.

Functionality is related to every single component starting from the optical camera system to the electro-surgical devices. At AESCULAP® Technical Service we want to be the trusted partner for our customers. We know everything about our systems, we are capable of maintaining them to assure an excellent condition so that they are ready whenever they are needed.



With our dedicated customer service team and skilled service technicians, we provide a comprehensive service portfolio. Our service offer is transparent, clear and easily implementable. With our knowledge and experience we contribute to your smooth workflow so that you could concentrate on your most important tasks.

EMERGENCY RESPOND

In the case of unexpected service you need a quick solution. A service contract brings you to the safe side and grants a timely response to your service call.

We restore the function of your equipment so that you could continue your daily routine.

HOTLINE

Our competent consultants assist you in all questions around the technical service for your equipment. Central coordination assures that your request is addressed to the right person in our team, who will get back to you with a solution as soon as possible.

HOTLINE

Phone: +49 (0) 7461 95-31374

E-Mail: ATS_endo@aesculap.de

INSTALLATION

Our skilled technicians make sure the system is safely and fully functional right from the beginning. A full technical installation report is provided for your legal certainty.

INTEGRATION INTO HOSPITAL'S NETWORK SYSTEM (DICOM)

If foreseen, we integrate your documentation system into the hospitals network system, so that OR data could be stored or shared appropriately.



SERVICE CONTRACTS

We offer different service contract levels in order to best suit various hospitals demand and budget. Thanks to the contracts' transparency the service for your system is granted at a fixed cost.

MAINTENANCE

Prevention is key to a long life and functionality of the system. No one knows this better than medical professionals. For this purpose maintenance is already included in all levels of our service contracts. Please contact your sales representative to learn more.

REPAIR

Our 150-years-experience allows us to carry out all types of repair and provide you with a one year guarantee on all repair work.

ON-SITE SERVICE

Inspection, maintenance and repair services for large systems are a logistical challenge. Thanks to our steadily growing service network we could offer an onsite service. That way we do not lose time and avoid unnecessary and laborious transportations of sensitive equipment.

LOAN SERVICE

In urgent cases we could provide you with a loan device. Thereby the OR down-time could be reduced significantly.



DIALOG – DEDICATED TO LIFE.

The Aesculap Academy is one of the leading medical forums for everyone who is professionally, passionately and ambitiously committed to people's health. To those medical professionals we offer top quality knowledge transfer based on globally recognized quality criteria using innovative methods and technologies.

The Aesculap Academy has its roots in the company B. Braun, which has been protecting and improving people's health for more than 175 years. With our courses, hands-on trainings and symposia we help to honor our parent company's promise of SHARING EXPERTISE.

The courses at the Aesculap Academy offer participants who want to continue to learn in an inspiring environment knowledge transfer and teaching that are adapted to real life: lifelong learning, true-to-life training situations and realistic content for a better life for patients and medical staff.



AESCULAP AKADEMIE GMBH

Am Aesculap-Platz | 78532 Tuttlingen | Phone +49 7461 95-2001
www.aesculap-academy.com | www.facebook.com/AesculapAkademie



AESCULAP ACADEMY – a B. Braun company



AESCULAP[®] – a B. Braun brand

Aesculap AG | Am Aesculap-Platz | 78532 Tuttlingen | Germany
Phone +49 7461 95-0 | Fax +49 7461 95-2600 | www.aesculap.com

The main product trademark "Aesculap" and the product trademarks 'Nelson' and 'Caiman' are registered trademarks of Aesculap AG, the product trademark 'Einstein Vision' is a registered trademark of "The Hebrew University of Jerusalem".

Subject to technical changes. All rights reserved. This brochure may only be used for the exclusive purpose of obtaining information about our products. Reproduction in any form partial or otherwise is not permitted.